



Massachusetts Bay Transportation Authority

Sail Boston Update

June 5, 2017



Overview

Major events occur within the MBTA's service area that require special attention from MBTA staff and additional coordination with municipal partners and event organizers.

The 2017 Sail Boston Festival is one of these events. The MBTA treats these events as both the opportunity and service challenges that they are.

This presentation will update the Board on the robust joint planning effort between the City of Boston, event organizers, key stakeholders, and the MBTA.

Staff both welcomes and requests your feedback.



About the Festival

The events related to Sail Boston are expected to bring 4-6 million people into Greater Boston between June 17 and June 21

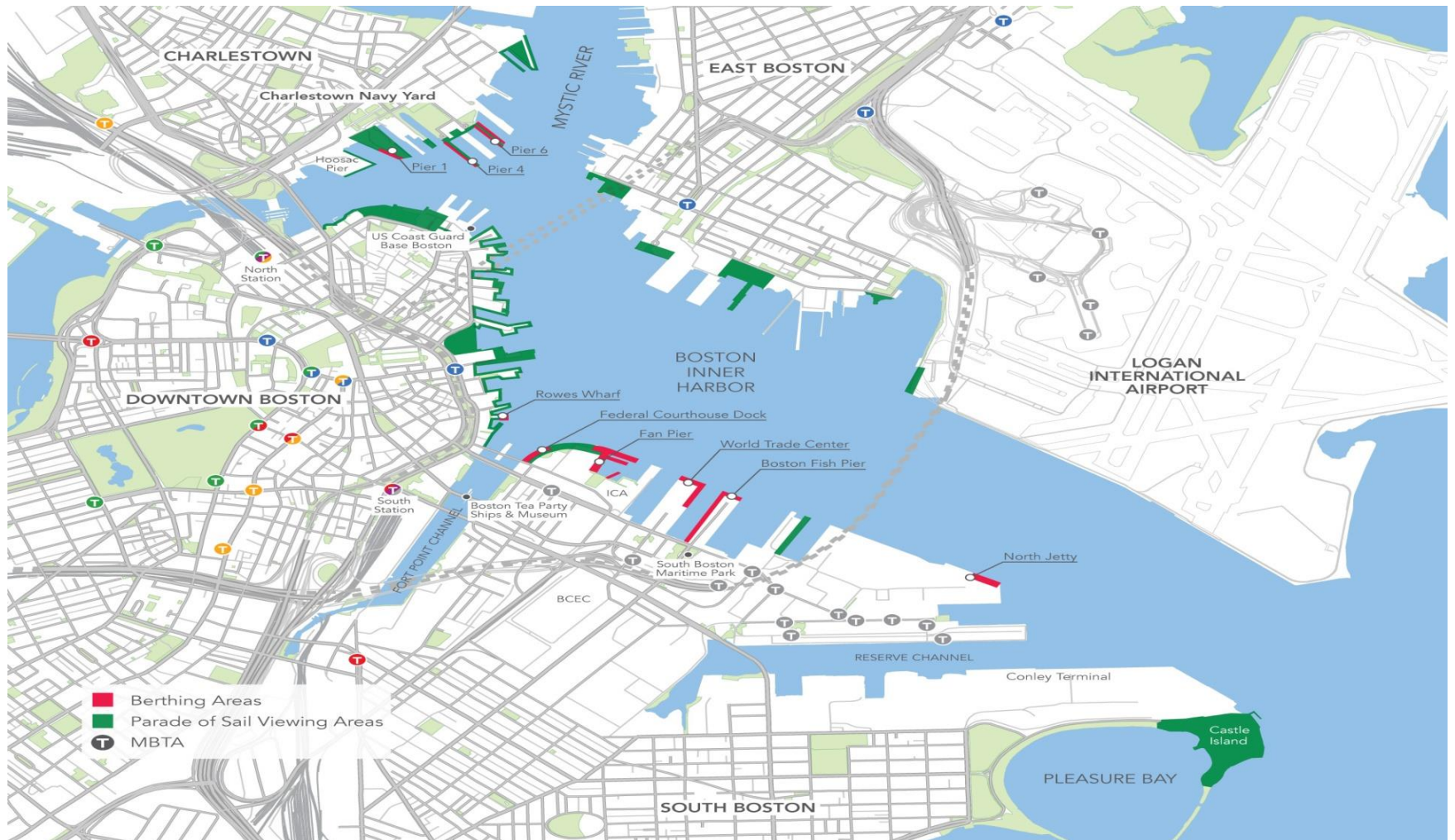
- Special Event Assessment Rating (SEAR) level 2 event
- Peak crowd of 2MM expected on Saturday, June 17th for the Parade of Sail

Other attractions include:

- Public viewing of ships Saturday through Wednesday
 - Sail Boston Festival
 - Crew parade and celebration
-
- **Expected customers include:**
 - Tourists and other first-time riders
 - Infrequent, event-based customers
 - Frequent customers and pass holders
 - Military personnel




Sail Boston Festival, Venues





Joint Planning Effort Background

- Budget & Staffing Plan began in July 2016
- Sail Boston Interagency Bi-Weekly Meetings September 2016
- Internal Bi-Weekly Meetings April 10th (Weekly meetings b
- Sail Boston 4th & Final Planning Meeting June 8th
- Security TTX Week of June 7th
- MBTA Agency-wide Meeting June 5th Park Plaza
- Pass Sales Planning & Logistics
- Transit Police Security Plan
- Volunteer Training/Assignments
- Site visits at 14 Critical Stations
- Vehicle Preparation
- Customer Communications





Preparing Stations for More Customers

- **Station / Site Visits to Identify:**
 - Painting
 - Landscaping
 - Lighting
 - Cleaning
 - Pass Sales Locations
 - Event Signage
 - Bus/Ride pickup and drop off locations
 - Accessibility
 - Temporary Fencing
 - Portable Restrooms





Corporate Volunteer Program – Meeting the Needs of New Customers

Sail Boston is expected to attract new and occasional users to the system that may need additional assistance. In order to meet the needs of these customers:

- Administration employees sign up for shifts
- Assigned to heavy ridership stations to augment Operations staff
- Work in conjunction with station personnel to manage crowd control
- May be utilized in various roles within the stations
 - Customer Information
 - Assist boarding vehicles to expedite service delivery
 - Assist in an emergency
- 1st time formal training program
- 4 hour training module June 5th through June 9th





Service Plan

- Rail and Bus
 - Peak Levels of Service for All Rail Line & Silver Line (10 extra DMA's Transitway)
 - Bus Shuttles (JFK-Castle Island 35 / Sullivan Sq. – Charlestown Navy Yard 20)
 - Accessible Shuttle for Castle Island
 - Additional buses on the route 7 (Saturday Only)
 - Additional buses on the route 712 & 713 Deer Island (Winthrop Service)
 - Sail Boston special fare products
 - EOC Activation 45 High St Saturday & Sunday
- Commuter Rail / Ferry
 - 8 additional scheduled trains on Saturday June 17th (4 North & 4 South)
 - 4 additional scheduled trains on Sunday June 18th (2 North & 2 South)
 - Larger sets and bi-level coaches to be utilized both days
 - Ferry service suspended Saturday June 17th
 - Sail Boston special fare products



Revenue Operations & Marketing

- **Planning:**
 - Pricing strategy and fare products
 - Ticket / pass distribution strategy
 - Opportunities to leverage MBTA media assets
- **Provide a seamless MBTA travel experience**
 - End-to-end focus (from rapid transit to shuttle buses)
- **Offer and promote simple fare options and convenience**
 - Commemorative all-inclusive options
 - Leverage MBTA and Sail Boston media and communications assets
 - Shuttles to best viewing locations, helpful MBTA in station support
- **Incent non-AFC machine purchases**
 - Card vendors placed at strategic stations
 - North Station, South Station & Back Bay Ticket Office pre-sales
 - Online pre-sale using fulfillment house
- **Minimize impact on operations**
 - Reduce AFC machine wait time, breakdowns and fare gate opens
- **Leverage Sail Boston lessons learned for future event support**






Sail Boston Limited Edition Commemorative Passes

\$25

The Commodore Pass

Unlimited travel on subway and local bus including the MBTA Sail Boston shuttle buses for the week of June 17–21




\$5

Shuttle Pass

Unlimited travel on MBTA Sail Boston shuttle buses week of June 17–21, 2017

JFK/UMass to Castle Island

Sullivan Square to Charlestown Navy Yard



\$15

Day Sailor Pass

Unlimited 1-day travel on subway and local bus including the MBTA Sail Boston shuttle busses

Valid 24 hours from first trip on Subway or Local Bus.



\$35

Day Sailor Commuter Rail Pass

Unlimited 1-day travel on commuter rail, subway and local bus including the MBTA Sail Boston shuttle buses

Valid on Commuter Rail on either Saturday, June 17, 2017 or Sunday, June 18, 2017.

Valid 24 hours from first trip on Subway or Local Bus.



Customer Communication



June 17-22 the tall ships will be here and there are 4 pass options to make your experience even better! [Learn more.](#)

- **Messaging campaign for Commemorative All-inclusive Passes**
 - Pre-order at mbta.com or purchase at select ticket offices
 - Via messaging on Digital panels, Car cards, MBTA and Sail Boston Rail Mail, Twitter & Sail Boston event mobile app
 - In Station Personnel and Call Center messaging
- **Promote mTicket downloads for Commuter Rail tickets & Shuttle Pass**
 - On platforms day-of event, and across system prior to event
- **Leverage Retail Sales Network to pre-sell tickets**
 - Promotional Communication with Network





Appendix

Sail Boston Special Fare Products



Matrix of special offerings

Product	Target	Includes	Duration	Media Type?	Sales Channels	Price
Pre-loaded \$5 CharlieCard	Family or individual taking one round trip on rapid transit or bus	\$5 Round-Trip Stored Value (no access to MBTA shuttle)	(Stored value – until used)	CharlieCard	Temp vendors at stations	\$5
Day Sailor (One Day All-Access)	Family visiting for one day taking more than one trip	Unlimited: <ul style="list-style-type: none"> - Subway - Bus - Sail Boston MBTA Shuttle Bus 	24 hours from first tap (AFC) Full week for Shuttle Bus	CharlieCard with Custom Printing	Online Temp vendors at stations	\$15
Day Sailor + Commuter Rail (One Day All-Access)	Family visiting for one day taking more than one trip, including commuter rail	Unlimited: <ul style="list-style-type: none"> - Subway - Bus - Sail Boston MBTA Shuttle Bus - Commuter Rail 	24 hours from first tap (AFC) Full week for Shuttle Bus	CharlieCard with Custom Printing	Online CR terminals	\$35
Commodore Pass (One Week All-Access)	Enthusiasts visiting for the week	Unlimited: <ul style="list-style-type: none"> - Subway - Bus - Sail Boston MBTA Shuttle Bus 	7 days from first tap (AFC) Full week for Shuttle Bus	CharlieCard with Custom Printing	Online Temp vendors at stations	\$25
Shuttle Pass	People with LinkPass, Stored Value, or CR only	Sail Boston MBTA Shuttle only for full week	Full week for Shuttle Bus	Custom plastic card (non-AFC)	Online Temp vendors at stations	\$5

Note: TAP, Senior, and Youth Pass holders will be eligible for free shuttle access.

Sail Boston Special Fare Products



Distribution Strategy

Channel	Products	Active dates	Partners	Cost	Next Steps
Contracted Card Vendors (at key rapid transit stations and commuter rail terminals)	Pre-loaded \$5 CharlieCard	Saturday (6/17) and Sunday (6/18) – major presence (40+)	The Resource Connection (temp agency)	\$21.15/hour for in-station temps	PO in process Finalizing day-of logistics
	Day Sailor				
	Commodore (Week) Pass	Mon-Weds (6/19-6/21) – minor presence			
	Shuttle Pass	(CharlieVan only)			
Online (pre-sales)	Day Sailor	May 15-June 1 for online sales	Sail Boston (for cross-promotion)	\$0.47 postage per mailing, plus fulfillment cost	Website in final design
	Day Sailor + Commuter Rail	Passes to be mailed June 1-10	MBTA and DOT promotion	Web development (Sail Boston page with link to fulfillment vendor)	Fulfillment quotes received
	Commodore (Week) Pass				
	Shuttle Pass				
Day Sailor + Commuter Rail	June 1 – 18				
Commuter Rail Terminals (NS, SS, BB)	Shuttle Pass				
	Commuter Rail (regular fares)	June 10-21	Masabi	Existing Masabi percentage fee of sales	Shuttle Pass in development
Masabi mTicket App	Shuttle Pass				

Commuter Rail schedule - DRAFT



Providence Line	SATURDAY		SATURDAY AND SUNDAY							
	Sat. Train No.	1802	1804	PX	1806	1808	1810	1812	1814	1816
Sun. Train No.	Sat Only	Sat Only	PX	2806	2808	2810	2812	2814	2816	2818
INBOUND	A.M.	A.M.	A.M.	A.M.	P.M.	P.M.	P.M.	P.M.	P.M.	P.M.
Bikes Allowed	**	**	**	**	**	**	**	**	**	**
Providence	6:35	8:35	8:50	11:20	12:55	2:56	4:56	7:05	8:52	10:00
South Attleboro	6:45	8:45	9:00	11:30	1:05	3:06	5:06	7:15	9:02	10:10
Attleboro	6:53	8:53	9:08	11:38	1:13	3:14	5:14	7:23	9:10	10:18
Mansfield	7:00	9:00	9:15	11:45	1:20	3:24	5:24	7:30	9:20	10:25
Sharon	7:08	9:08	9:23	11:53	1:28	3:32	5:32	7:38	9:28	10:33
Canton Junction	7:15	9:15	9:30	12:00	1:35	3:39	5:39	7:45	9:35	10:40
Route 128	7:20	9:20	9:35	12:05	1:40	3:44	5:44	7:50	9:40	10:45
Hyde Park	7:25	9:25	9:40	12:10	1:45	3:49	5:49	7:55	9:45	10:50
Ruggles	L 7:35	L 9:35	L 9:50	L 12:22	L 1:55	L 3:59	L 5:59	L 8:05	L 9:55	L 11:00
Back Bay	L 7:38	L 9:38	L 9:53	L 12:25	L 1:58	L 4:02	L 6:02	L 8:08	L 9:58	L 11:03
SOUTH STATION	7:43	9:43	9:58	12:30	2:03	4:07	6:07	8:13	10:03	11:08

Trains 1802 and 1804 are Saturday only trains.

Providence Line	SATURDAY		SATURDAY AND SUNDAY							
	Sat. Train No.	1801	1803	1805	1807	1809	1811	PX	1813	1815
Sun. Train No.	Sat Only	Sat Only	2805	2807	2809	2811	PX	2813	2815	2817
OUTBOUND	A.M.	A.M.	A.M.	P.M.	P.M.	P.M.	P.M.	P.M.	P.M.	P.M.
Bikes Allowed	**	**	**	**	**	**	**	**	**	**
SOUTH STATION	6:45	10:05	11:05	1:05	2:25	4:35	5:40	6:45	8:45	11:10
Back Bay	6:50	10:10	11:10	1:10	2:30	4:40	5:45	6:50	8:50	11:15
Ruggles	6:53	10:13	11:13	1:13	2:33	4:43	5:48	6:53	8:53	11:18
Hyde Park	7:01	10:21	11:21	1:21	2:41	4:51	5:56	7:01	9:01	11:26
Route 128	7:06	10:26	11:31	1:31	2:46	4:56	6:01	7:06	9:06	11:31
Canton Junction	7:11	10:31	11:36	1:36	2:51	5:01	6:06	7:11	9:11	11:36
Sharon	7:16	10:36	11:41	1:41	2:56	5:06	6:11	7:16	9:16	11:41
Mansfield	7:24	10:44	11:49	1:49	3:04	5:14	6:19	7:24	9:24	11:49
Attleboro	7:31	10:51	11:56	1:56	3:11	5:21	6:26	7:31	9:31	11:56
South Attleboro	7:40	11:00	12:05	2:05	3:20	5:30	6:35	7:40	9:40	12:05
Providence	7:50	11:10	12:15	2:15	3:30	5:40	6:45	7:50	9:50	12:15

Trains 1801 and 1803 are Saturday only trains.

Commuter Rail schedule - DRAFT



Franklin Line	SATURDAY		SATURDAY AND SUNDAY							
Sat. Train No.	1702	1704	PX	1706	1708	1710	1712	1714	1716	1718
Sun. Train No.	<small>Sat Only</small>	<small>Sat Only</small>	PX	2706	2708	2710	2712	2714	2716	2718
INBOUND	A.M.	A.M.	A.M.	A.M.	P.M.	P.M.	P.M.	P.M.	P.M.	P.M.
Bikes Allowed	**	**	**	**	**	**	**	**	**	**
Forge Park/495	6:35	8:35	9:05	10:40	12:40	2:35	4:35	6:35	8:35	10:35
Franklin/Dean Coll.	6:42	8:42	9:12	10:47	12:47	2:42	4:42	6:42	8:42	10:42
Norfolk	6:49	8:49	9:19	10:54	12:54	2:49	4:49	6:49	8:49	10:49
Walpole	6:55	8:56	9:26	11:01	1:01	2:56	4:56	6:55	8:55	10:55
Windsor Gardens	6:59	9:00	9:30	11:06	1:06	3:01	5:01	6:59	8:59	10:59
Norwood Central	7:03	9:05	9:35	11:10	1:10	3:05	5:05	7:03	9:03	11:03
Norwood Depot	7:05	9:07	9:37	11:12	1:12	3:07	5:07	7:05	9:05	11:05
Islington	7:08	9:10	9:40	11:16	1:16	3:11	5:11	7:08	9:08	11:08
Dedham Corp.Ctr.	7:10	9:12	9:42	11:19	1:19	3:14	5:14	7:10	9:10	11:10
Endicott	7:13	9:15	9:45	11:21	1:21	3:16	5:16	7:13	9:13	11:13
Readville	7:16	9:18	9:48	11:24	1:24	3:19	5:19	7:16	9:16	11:16
Ruggles	L 7:26	L 9:28	L 9:58	L 11:34	L 1:34	L 3:29	L 5:29	L 7:26	L 9:26	L 11:26
Back Bay	L 7:30	L 9:33	L 10:03	L 11:38	L 1:38	L 3:33	L 5:33	L 7:30	L 9:30	L 11:30
SOUTH STATION	7:35	9:38	10:10	11:43	1:43	3:38	5:38	7:35	9:35	11:35

Trains 1702 and 1704 are Saturday only trains.

Franklin Line	SATURDAY		SATURDAY AND SUNDAY							
Sat. Train No.	1703	1705	1707	1709	1711	1713	PX	1715	1717	1719
Sun. Train No.	<small>Sat Only</small>	<small>Sat Only</small>	2707	2709	2711	2713	PX	2715	2717	2719
OUTBOUND	A.M.	A.M.	A.M.	P.M.	P.M.	P.M.	P.M.	P.M.	P.M.	P.M.
Bikes Allowed	**	**	**	**	**	**	**	**	**	**
SOUTH STATION	7:20	9:20	11:20	1:20	3:20	5:20	6:05	7:20	9:20	11:20
Back Bay	7:25	9:25	11:25	1:25	3:25	5:25	6:10	7:25	9:25	11:25
Ruggles	7:28	9:28	11:28	1:28	3:28	5:28	6:13	7:28	9:28	11:28
Readville	7:38	9:38	11:38	1:38	3:38	5:38	6:23	7:38	9:38	11:38
Endicott	7:41	9:41	11:41	1:41	3:41	5:41	6:26	7:41	9:41	11:41
Dedham Corp.Ctr.	7:44	9:44	11:44	1:45	3:45	5:45	6:30	7:44	9:44	11:44
Islington	7:46	9:46	11:46	1:47	3:47	5:47	6:32	7:46	9:46	11:46
Norwood Depot	7:49	9:49	11:49	1:50	3:50	5:50	6:35	7:49	9:49	11:49
Norwood Central	7:51	9:51	11:51	1:53	3:53	5:53	6:38	7:52	9:51	11:51
Windsor Gardens	7:55	9:55	11:55	1:57	3:57	5:57	6:42	7:56	9:55	11:55
Walpole	7:59	9:59	11:59	2:03	4:03	6:03	6:48	8:01	9:59	11:59
Norfolk	8:05	10:05	12:05	2:10	4:10	6:10	6:52	8:07	10:05	12:05
Franklin/Dean Coll.	8:12	10:12	12:12	2:17	4:17	6:17	6:59	8:15	10:12	12:12
Forge Park/495	8:19	10:19	12:19	2:24	4:24	6:24	7:04	8:22	10:19	12:19

Commuter Rail schedule - DRAFT



Worcester Line										
SATURDAY AND SUNDAY										
Sat. Train No.	1500	PX	1502	1504	1506	1508	1510	1512	1514	1516
Sun. Train No.	2500	SAT ONLY	2502	2504	2506	2508	2510	2512	2514	2516
INBOUND	A.M.	A.M.	A.M.	A.M.	P.M.	P.M.	P.M.	P.M.	P.M.	P.M.
Bikes Allowed	**	**	**	**	**	**	**	**	**	**
Worcester	7:00	8:00	8:50	10:50	12:50	2:30	4:30	6:30	8:30	11:00
Grafton	7:13	8:13	9:03	11:03	1:03	2:43	4:43	6:43	8:43	f 11:13
Westborough	7:17	8:17	9:07	11:07	1:07	2:47	4:47	6:47	8:47	f 11:17
Southborough	7:25	8:25	9:15	11:15	1:15	2:55	4:55	6:55	8:55	f 11:25
Ashland	7:30	8:30	9:20	11:20	1:20	3:00	5:00	7:00	9:00	f 11:30
Framingham	7:40	8:40	9:30	11:30	1:30	3:10	5:10	7:10	9:10	f 11:40
West Natick	7:44	8:44	9:34	11:34	1:34	3:14	5:14	7:14	9:14	f 11:44
Natick Center	7:49	8:49	9:39	11:39	1:39	3:19	5:19	7:19	9:19	f 11:49
Wellesley Square	7:54	8:54	9:44	11:44	1:44	3:24	5:24	7:24	9:24	f 11:54
Wellesley Hills	7:57	8:57	9:47	11:47	1:47	3:27	5:27	7:27	9:27	f 11:57
Wellesley Farms	8:00	9:00	9:50	11:50	1:50	3:30	5:30	7:30	9:30	f 12:00
Auburndale	f 8:04	f 9:04	f 9:54	f 11:54	f 1:54	f 3:34	f 5:34	f 7:34	f 9:34	f 12:04
West Newton	f 8:07	f 9:07	f 9:57	f 11:57	f 1:57	f 3:37	f 5:37	f 7:37	f 9:37	f 12:07
Newtonville	f 8:10	f 9:10	f 10:00	f 12:00	f 2:00	f 3:40	f 5:40	f 7:40	f 9:40	f 12:10
Boston Landing	L 8:16	L 9:16	L 10:06	L 12:06	L 2:06	L 3:46	L 5:46	L 7:46	L 9:46	L 12:16
Yawkey	L 8:21	L 9:21	L 10:11	L 12:11	L 2:11	L 3:51	L 5:51	L 7:51	L 9:51	L 12:21
Back Bay	L 8:25	L 9:25	L 10:15	L 12:15	L 2:15	L 3:55	L 5:55	L 7:55	L 9:55	L 12:25
SOUTH STATION	8:30	9:30	10:20	12:20	2:20	4:00	6:00	8:00	10:00	12:30

Boston Landing added to all weekend trains. Midpoint times adjusted.

Worcester Line										
SATURDAY AND SUNDAY										
Sat. Train No.	1501	1503	1505	1507	1509	1511	PX	1513	1515	1517
Sun. Train No.	2501	2503	2505	2507	2509	2511	SAT ONLY	2513	2515	2517
OUTBOUND	A.M.	A.M.	A.M.	P.M.	P.M.	P.M.	P.M.	P.M.	P.M.	P.M.
Bikes Allowed	**	**	**	**	**	**	**	**	**	**
SOUTH STATION	6:40	8:40	10:40	12:40	2:20	4:20	5:00	6:20	8:20	10:40
Back Bay	6:46	8:46	10:46	12:46	2:26	4:26	5:06	6:26	8:26	10:46
Yawkey	6:49	8:49	10:49	12:49	2:29	4:29	5:09	6:29	8:29	10:49
Boston Landing	f 6:54	f 8:54	f 10:54	f 12:54	f 2:34	f 4:34	f 5:14	f 6:34	f 8:34	f 10:54
Newtonville	f 7:01	f 9:01	f 11:01	f 1:01	f 2:41	f 4:41	f 5:21	f 6:41	f 8:41	f 11:01
West Newton	f 7:04	f 9:04	f 11:04	f 1:04	f 2:44	f 4:44	f 5:24	f 6:44	f 8:44	f 11:04
Auburndale	f 7:07	f 9:07	f 11:07	f 1:07	f 2:47	f 4:47	f 5:27	f 6:47	f 8:47	f 11:07
Wellesley Farms	7:11	9:11	11:11	1:11	2:51	4:51	5:31	6:51	8:51	11:11
Wellesley Hills	7:14	9:14	11:14	1:14	2:54	4:54	5:34	6:54	8:54	11:14
Wellesley Square	7:17	9:17	11:17	1:17	2:57	4:57	5:37	6:57	8:57	11:17
Natick Center	7:22	9:22	11:22	1:22	3:02	5:02	5:42	7:02	9:02	11:22
West Natick	7:26	9:26	11:26	1:26	3:06	5:06	5:46	7:06	9:06	11:26
Framingham	7:31	9:31	11:31	1:31	3:11	5:11	5:51	7:11	9:11	11:31
Ashland	7:37	9:37	11:37	1:37	3:17	5:17	5:57	7:17	9:17	11:37
Southborough	7:41	9:41	11:41	1:41	3:21	5:21	6:01	7:21	9:21	11:41
Westborough	7:49	9:49	11:49	1:49	3:29	5:29	6:09	7:29	9:29	11:49
Grafton	7:55	9:55	11:55	1:55	3:35	5:35	6:15	7:35	9:35	11:55
Worcester	8:10	10:10	12:10	2:10	3:50	5:50	6:30	7:50	9:50	12:10

Boston Landing added to all weekend trains. Midpoint times adjusted.

Commuter Rail schedule - DRAFT



Middleboro Line									
SATURDAY AND SUNDAY									
Sat. Train No.	1400	1402	PX	1404	1406	1408	1410	1412	
Sun. Train No.	2400	2402	SAT ONLY	2404	2406	2408	2410	2412	
INBOUND	A.M.	A.M.	A.M.	A.M.	P.M.	P.M.	P.M.	P.M.	
Bikes Allowed	**	**	**	**	**	**	**	**	
Wachusett	6:30	8:45	9:15	10:50	1:15	3:40	6:10	9:45	
Fitchburg	6:38	8:53	9:23	10:58	1:23	3:48	6:18	9:53	
North Leominster	6:44	8:59	9:29	11:04	1:29	3:54	6:24	9:59	
Shirley	f 6:51	f 9:07	f 9:37	f 11:12	f 1:37	f 4:02	f 6:32	f 10:07	
Ayer	6:56	9:12	9:42	11:17	1:42	4:07	6:37	10:12	
Littleton/Rte495	7:04	9:20	9:50	11:25	1:50	4:15	6:45	10:20	
South Acton	7:10	9:26	9:56	11:31	1:56	4:21	6:51	10:26	
West Concord	f 7:16	f 9:31	f 10:01	f 11:36	f 2:01	f 4:26	f 6:56	f 10:31	
Concord	7:20	9:35	10:05	11:40	2:05	4:30	7:00	10:35	
Lincoln	7:25	9:40	10:10	11:45	2:10	4:35	7:05	10:40	
Kendal Green	f 7:30	f 9:45	f 10:15	f 11:50	f 2:15	f 4:40	f 7:10	f 10:45	
Brandeis/Roberts	f 7:34	f 9:49	f 10:19	f 11:54	f 2:19	f 4:44	f 7:14	f 10:49	
Waltham	7:38	9:53	10:23	11:58	2:23	4:48	7:18	10:53	
Waverley	f 7:42	f 9:57	f 10:27	f 12:02	f 2:27	f 4:52	f 7:22	f 10:57	
Belmont	f 7:45	f 10:00	f 10:30	f 12:05	f 2:30	f 4:55	f 7:25	f 11:00	
Porter Square	7:50	10:05	10:35	12:10	2:35	5:00	7:30	11:05	
NORTH STATION	8:00	10:15	10:45	12:20	2:45	5:10	7:40	11:15	
							Ski Train		
							(crew change)		

Middleboro Line									
SATURDAY AND SUNDAY									
Sat. Train No.	1401	1403	1405	1407	1409	PX	1411	1413	
Sun. Train No.	2401	2403	2405	2407	2409	SAT ONLY	2411	2413	
OUTBOUND	A.M.	A.M.	P.M.	P.M.	P.M.	P.M.	P.M.	P.M.	
Bikes Allowed	**	**	**	**	**	**	**	**	
NORTH STATION	8:35	10:45	1:10	3:30	5:45	6:30	7:55	11:30	
Porter Square	8:45	10:55	1:20	3:40	5:55	6:40	8:05	11:40	
Belmont	f 8:49	f 10:59	f 1:24	f 3:44	f 5:59	f 6:44	f 8:09	f 11:44	
Waverley	f 8:52	f 11:02	f 1:27	f 3:47	f 6:02	f 6:47	f 8:12	f 11:47	
Waltham	8:57	11:07	1:32	3:52	6:07	6:52	8:17	11:52	
Brandeis/Roberts	f 9:00	f 11:10	f 1:35	f 3:55	f 6:10	f 6:55	f 8:20	f 11:55	
Kendal Green	f 9:04	f 11:14	f 1:39	f 3:59	f 6:14	f 6:59	f 8:24	f 11:59	
Lincoln	9:09	11:19	1:44	4:04	6:19	7:04	8:29	12:04	
Concord	9:15	11:25	1:50	4:10	6:25	7:10	8:35	12:10	
West Concord	f 9:18	f 11:28	f 1:53	f 4:13	f 6:28	f 7:13	f 8:38	f 12:13	
South Acton	9:24	11:34	1:59	4:19	6:34	7:19	8:44	12:19	
Littleton/Rte495	9:31	11:41	2:06	4:26	6:41	7:26	8:51	12:26	
Ayer	9:38	11:48	2:13	4:33	6:48	7:33	8:58	12:33	
Shirley	f 9:43	f 11:53	f 2:18	f 4:38	f 6:53	f 7:38	f 9:03	f 12:38	
North Leominster	9:51	12:01	2:26	4:46	7:01	7:46	9:11	12:46	
Fitchburg	10:01	12:11	2:36	4:58	7:11	7:58	9:21	12:56	
Wachusett	10:11	12:21	2:46	5:08	7:21	8:08	9:31	1:06	

Commuter Rail schedule - DRAFT



Rockport Line		SATURDAY AND SUNDAY													
Sat. Train No.	1100	1150	PX	1102	1152	1104	1154	1106	1156	1108	1158	1110	1160	1112	
Sun. Train No.	2100	2150	PX	2102	2152	2104	2154	2106	2156	2108	2158	2110	2160	2112	
INBOUND	A.M.	A.M.	A.M.	A.M.	A.M.	P.M.	P.M.	P.M.	P.M.	P.M.	P.M.	P.M.	P.M.	P.M.	
Bikes Allowed	**	**	**	**	**	**	**	**	**	**	**	**	**	**	
ROCKPORT	7:00	----	9:00	10:00	----	12:00	----	2:00	----	5:10	----	7:30	----	10:00	
Gloucester	7:07	----	9:07	10:07	----	12:07	----	2:07	----	5:17	----	7:37	----	10:07	
West Gloucester	f 7:13	----	f 9:13	f 10:13	----	f 12:13	----	f 2:13	----	f 5:23	----	f 7:43	----	f 10:13	
Manchester	7:20	----	9:20	10:20	----	12:20	----	2:20	----	5:30	----	7:50	----	10:20	
Beverly Farms	f 7:25	----	f 9:25	f 10:25	----	f 12:25	----	f 2:25	----	f 5:35	----	f 7:55	----	f 10:25	
Montserrat	f 7:31	----	9:31	f 10:31	----	f 12:31	----	f 2:31	----	f 5:41	----	f 8:01	----	f 10:31	
Newburyport	----	8:52	----	----	10:52	----	12:52	----	2:52	----	5:52	----	9:00	----	
Rowley	----	8:58	----	----	10:58	----	12:58	----	2:58	----	5:58	----	9:06	----	
Ipswich	----	9:05	----	----	11:05	----	1:05	----	3:05	----	6:05	----	9:13	----	
Hamilton/Wenham	----	9:12	----	----	11:12	----	1:12	----	3:12	----	6:12	----	9:20	----	
North Beverly	----	f 9:15	----	----	f 11:15	----	f 1:15	----	f 3:15	----	f 6:15	----	f 9:23	----	
Beverly	7:36	9:20	9:36	10:36	11:20	12:36	1:20	2:36	3:20	5:46	6:20	8:06	9:28	10:36	
Salem	7:40	9:24	9:40	10:40	11:24	12:40	1:24	2:40	3:24	5:50	6:24	8:10	9:32	10:40	
Swampscott	7:46	9:30	9:46	10:46	11:30	12:46	1:30	2:46	3:30	5:56	6:30	8:16	9:38	10:46	
Lynn	7:50	9:34	9:50	10:50	11:34	12:50	1:34	2:50	3:34	6:00	6:34	8:20	9:42	10:50	
Chelsea	f 7:59	f 9:44	f 9:59	f 10:59	f 11:44	f 12:59	f 1:44	f 2:59	f 3:44	f 6:09	f 6:44	f 8:29	f 9:52	f 10:59	
NORTH STATION	8:11	9:56	10:11	11:11	11:56	1:11	1:56	3:11	3:56	6:21	6:56	8:41	10:04	11:11	

Rockport Line		SATURDAY AND SUNDAY													
Sat. Train No.	1101	1151	1103	1153	1105	1155	1107	1157	1109	PX	1159	1111	1161	1113	
Sun. Train No.	2101	2151	2103	2153	2105	2155	2107	2157	2109	PX	2159	2111	2161	2113	
OUTBOUND	A.M.	A.M.	A.M.	A.M.	P.M.	P.M.	P.M.	P.M.	P.M.	P.M.	P.M.	P.M.	P.M.	P.M.	
Bikes Allowed	**	**	**	**	**	**	**	**	**	**	**	**	**	**	
NORTH STATION	8:30	9:30	10:20	11:30	12:20	1:30	2:20	4:30	5:30	6:00	7:15	8:30	10:20	11:30	
Chelsea	f 8:41	f 9:41	f 10:31	f 11:41	f 12:31	f 1:41	f 2:31	f 4:41	f 5:41	f 6:11	f 7:26	f 8:41	f 10:31	f 11:41	
Lynn	8:51	9:51	10:41	11:51	12:41	1:51	2:41	4:51	5:51	6:21	7:36	8:51	10:41	11:51	
Swampscott	8:54	9:54	10:44	11:54	12:44	1:54	2:44	4:54	5:54	6:24	7:39	8:54	10:44	11:54	
Salem	9:01	10:01	10:51	12:01	12:51	2:01	2:51	5:01	6:01	6:31	7:46	9:01	10:51	12:01	
Beverly	9:05	10:05	10:55	12:05	12:55	2:05	2:55	5:05	6:05	6:35	7:50	9:05	10:55	12:05	
North Beverly	----	f 10:09	----	f 12:09	----	f 2:09	----	f 5:09	----	----	f 7:54	----	f 10:59	----	
Hamilton/Wenham	----	10:13	----	12:13	----	2:13	----	5:13	----	----	7:58	----	11:03	----	
Ipswich	----	10:20	----	12:20	----	2:20	----	5:20	----	----	8:05	----	11:10	----	
Rowley	----	10:27	----	12:27	----	2:27	----	5:27	----	----	8:12	----	11:17	----	
Newburyport	----	10:34	----	12:34	----	2:34	----	5:34	----	----	8:19	----	11:24	----	
Montserrat	f 9:09	----	f 10:59	----	f 12:59	----	f 2:59	----	f 6:09	f 6:39	----	f 9:09	----	f 12:09	
Beverly Farms	f 9:14	----	f 11:04	----	f 1:04	----	f 3:04	----	f 6:14	f 6:44	----	f 9:14	----	f 12:14	
Manchester	9:20	----	11:10	----	1:10	----	3:10	----	6:20	6:50	----	9:20	----	12:20	
West Gloucester	f 9:27	----	f 11:17	----	f 1:17	----	f 3:17	----	f 6:27	f 6:57	----	f 9:27	----	f 12:27	
Gloucester	9:34	----	11:24	----	1:24	----	3:24	----	6:34	7:04	----	9:34	----	12:34	
ROCKPORT	9:42	----	11:32	----	1:32	----	3:32	----	6:42	7:12	----	9:42	----	12:42	

Commuter Rail schedule - DRAFT



Haverhill Line							
SATURDAY AND SUNDAY							
Sat. Train No.	1200	PX	1202	1204	1206	1208	1210
Sun. Train No.	2200	SAT ONLY	2202	2204	2206	2208	2210
INBOUND	A.M.	A.M.	A.M.	P.M.	P.M.	P.M.	P.M.
Bikes Allowed	**	**	**	**	**	**	**
Haverhill	7:15	9:15	10:10	1:15	4:15	7:20	10:10
Bradford	7:18	9:18	10:13	1:18	4:18	7:23	10:13
Lawrence	7:27	9:27	10:22	1:27	4:27	7:32	10:22
Andover	7:32	9:32	10:27	1:33	4:32	7:38	10:28
Ballardvale	f 7:37	f 9:37	f 10:32	f 1:37	f 4:37	f 7:42	f 10:32
North Wilmington	f 7:44	f 9:44	f 10:39	f 1:44	f 4:44	f 7:49	f 10:39
Reading	7:50	9:50	10:45	1:50	4:50	7:55	10:45
Wakefield	7:55	9:55	10:50	1:55	4:55	8:00	10:50
Greenwood	f 7:59	f 9:59	f 10:54	f 1:59	f 4:59	f 8:04	f 10:54
Melrose Highlands	8:02	10:02	10:57	2:02	5:02	8:07	10:57
Melrose/Cedar Park	f 8:04	f 10:04	f 10:59	f 2:04	f 5:04	f 8:09	f 10:59
Wyoming Hill	f 8:06	f 10:06	f 11:01	f 2:06	f 5:06	f 8:11	f 11:01
Malden Center	L 8:10	L 10:10	L 11:05	L 2:10	L 5:10	L 8:15	L 11:05
NORTH STATION	8:21	10:21	11:16	2:21	5:21	8:26	11:16

5 earlier

Haverhill Line							
SATURDAY AND SUNDAY							
Sat. Train No.	1201	1203	1205	1207	PX	1209	1211
Sun. Train No.	2201	2203	2205	2207	SAT ONLY	2209	2211
OUTBOUND	A.M.	A.M.	P.M.	P.M.	P.M.	P.M.	P.M.
Bikes Allowed	**	**	**	**	**	**	**
NORTH STATION	8:40	11:25	2:45	5:50	6:45	8:40	11:30
Malden Center	8:50	11:35	2:55	6:00	6:55	8:50	11:40
Wyoming Hill	f 8:54	f 11:39	f 2:59	f 6:04	f 6:59	f 8:54	f 11:44
Melrose/Cedar Park	f 8:56	f 11:41	f 3:01	f 6:06	f 7:01	f 8:56	f 11:46
Melrose Highlands	8:59	11:44	3:04	6:09	7:04	8:59	11:49
Greenwood	f 9:02	f 11:47	f 3:07	f 6:12	f 7:07	f 9:02	f 11:52
Wakefield	9:05	11:50	3:10	6:15	7:10	9:05	11:55
Reading	9:11	11:56	3:16	6:21	7:16	9:11	12:01
North Wilmington	f 9:17	f 12:02	f 3:22	f 6:27	f 7:22	f 9:17	f 12:07
Ballardvale	f 9:23	f 12:08	f 3:28	f 6:33	f 7:28	f 9:23	f 12:13
Andover	9:28	12:13	3:33	6:38	7:33	9:28	12:18
Lawrence	9:35	12:20	3:40	6:45	7:40	9:35	12:25
Bradford	L 9:44	L 12:29	L 3:49	L 6:54	L 7:49	L 9:44	L 12:34
Haverhill	9:47	12:32	3:52	6:57	7:52	9:47	12:37

Commuter Rail schedule - DRAFT



Lowell Line	SATURDAY AND SUNDAY								
Sat. Train No.	1300	1302	PX	1304	1306	1308	1310	1312	1314
Sun. Train No.	2300	2302	PX	2304	2306	2308	2310	2312	2314
INBOUND	A.M.	A.M.	A.M.	A.M.	P.M.	P.M.	P.M.	P.M.	P.M.
Bikes Allowed	**	**	**	**	**	**	**	**	**
Lowell	7:00	9:00	9:30	11:00	1:00	3:00	5:00	7:00	9:00
North Billerica	7:08	9:08	9:38	11:08	f 1:08	f 3:08	f 5:08	f 7:08	f 9:08
Wilmington	7:16	9:16	9:46	11:16	1:16	3:16	5:16	7:16	9:16
Anderson/Woburn	7:20	9:20	9:50	11:20	1:20	3:20	5:20	7:20	9:20
Winchester Center	7:27	9:27	9:57	11:27	1:27	3:27	5:27	7:27	9:27
Wedgemere	f 7:29	f 9:29	f 9:59	f 11:29	f 1:29	f 3:29	f 5:29	f 7:29	f 9:29
West Medford	f 7:33	f 9:33	f 10:03	f 11:33	f 1:33	f 3:33	f 5:33	f 7:33	f 9:33
NORTH STATION	7:44	9:44	10:14	11:44	1:44	3:44	5:44	7:44	9:44

Lowell Line	SATURDAY AND SUNDAY								
Sat. Train No.	1301	1303	1305	1307	1309	PX	1311	1313	1315
Sun. Train No.	2301	2303	2305	2307	2309	PX	2311	2313	2315
OUTBOUND	A.M.	A.M.	P.M.	P.M.	P.M.	P.M.	P.M.	P.M.	P.M.
Bikes Allowed	**	**	**	**	**	**	**	**	**
NORTH STATION	8:00	10:00	12:00	2:00	4:00	5:00	6:00	8:00	11:30
West Medford	f 8:11	f 10:11	f 12:11	f 2:11	f 4:11	f 5:11	f 6:11	f 8:11	f 11:41
Wedgemere	f 8:15	f 10:15	f 12:15	f 2:15	f 4:15	f 5:15	f 6:15	f 8:15	f 11:45
Winchester Center	8:17	10:17	12:17	2:17	4:17	5:17	6:17	8:17	11:47
Anderson/Woburn	8:24	10:24	12:24	2:24	4:24	5:24	6:24	8:24	11:54
Wilmington	8:28	10:28	12:28	2:28	4:28	5:28	6:28	8:28	11:58
North Billerica	f 8:37	f 10:37	f 12:37	2:37	4:37	5:37	6:37	8:37	12:07
Lowell	8:44	10:44	12:44	2:44	4:44	5:44	6:44	8:44	12:14

Commuter Rail schedule - DRAFT



Fitchburg Line									
SATURDAY AND SUNDAY									
Sat. Train No.	1400	1402	PX	1404	1406	1408	1410	1412	
Sun. Train No.	2400	2402	SAT ONLY	2404	2406	2408	2410	2412	
INBOUND	A.M.	A.M.	A.M.	A.M.	P.M.	P.M.	P.M.	P.M.	P.M.
Bikes Allowed	**	**	**	**	**	**	**	**	**
Wachusett	6:30	8:45	9:15	10:50	1:15	3:40	6:10	9:45	
Fitchburg	6:38	8:53	9:23	10:58	1:23	3:48	6:18	9:53	
North Leominster	6:44	8:59	9:29	11:04	1:29	3:54	6:24	9:59	
Shirley	f 6:51	f 9:07	f 9:37	f 11:12	f 1:37	f 4:02	f 6:32	f 10:07	
Ayer	6:56	9:12	9:42	11:17	1:42	4:07	6:37	10:12	
Littleton/Rte495	7:04	9:20	9:50	11:25	1:50	4:15	6:45	10:20	
South Acton	7:10	9:26	9:56	11:31	1:56	4:21	6:51	10:26	
West Concord	f 7:16	f 9:31	f 10:01	f 11:36	f 2:01	f 4:26	f 6:56	f 10:31	
Concord	7:20	9:35	10:05	11:40	2:05	4:30	7:00	10:35	
Lincoln	7:25	9:40	10:10	11:45	2:10	4:35	7:05	10:40	
Kendal Green	f 7:30	f 9:45	f 10:15	f 11:50	f 2:15	f 4:40	f 7:10	f 10:45	
Brandeis/Roberts	f 7:34	f 9:49	f 10:19	f 11:54	f 2:19	f 4:44	f 7:14	f 10:49	
Waltham	7:38	9:53	10:23	11:58	2:23	4:48	7:18	10:53	
Waverley	f 7:42	f 9:57	f 10:27	f 12:02	f 2:27	f 4:52	f 7:22	f 10:57	
Belmont	f 7:45	f 10:00	f 10:30	f 12:05	f 2:30	f 4:55	f 7:25	f 11:00	
Porter Square	7:50	10:05	10:35	12:10	2:35	5:00	7:30	11:05	
NORTH STATION	8:00	10:15	10:45	12:20	2:45	5:10	7:40	11:15	
							Ski-Train		
							(crew change)		

Fitchburg Line									
SATURDAY AND SUNDAY									
Sat. Train No.	1401	1403	1405	1407	1409	PX	1411	1413	
Sun. Train No.	2401	2403	2405	2407	2409	SAT ONLY	2411	2413	
OUTBOUND	A.M.	A.M.	P.M.	P.M.	P.M.	P.M.	P.M.	P.M.	P.M.
Bikes Allowed	**	**	**	**	**	**	**	**	**
NORTH STATION	8:35	10:45	1:10	3:30	5:45	6:30	7:55	11:30	
Porter Square	8:45	10:55	1:20	3:40	5:55	6:40	8:05	11:40	
Belmont	f 8:49	f 10:59	f 1:24	f 3:44	f 5:59	f 6:44	f 8:09	f 11:44	
Waverley	f 8:52	f 11:02	f 1:27	f 3:47	f 6:02	f 6:47	f 8:12	f 11:47	
Waltham	8:57	11:07	1:32	3:52	6:07	6:52	8:17	11:52	
Brandeis/Roberts	f 9:00	f 11:10	f 1:35	f 3:55	f 6:10	f 6:55	f 8:20	f 11:55	
Kendal Green	f 9:04	f 11:14	f 1:39	f 3:59	f 6:14	f 6:59	f 8:24	f 11:59	
Lincoln	9:09	11:19	1:44	4:04	6:19	7:04	8:29	12:04	
Concord	9:15	11:25	1:50	4:10	6:25	7:10	8:35	12:10	
West Concord	f 9:18	f 11:28	f 1:53	f 4:13	f 6:28	f 7:13	f 8:38	f 12:13	
South Acton	9:24	11:34	1:59	4:19	6:34	7:19	8:44	12:19	
Littleton/Rte495	9:31	11:41	2:06	4:26	6:41	7:26	8:51	12:26	
Ayer	9:38	11:48	2:13	4:33	6:48	7:33	8:58	12:33	
Shirley	f 9:43	f 11:53	f 2:18	f 4:38	f 6:53	f 7:38	f 9:03	f 12:38	
North Leominster	9:51	12:01	2:26	4:46	7:01	7:46	9:11	12:46	
Fitchburg	10:01	12:11	2:36	4:56	7:11	7:56	9:21	12:56	
Wachusett	10:11	12:21	2:46	5:06	7:21	8:06	9:31	1:06	